



FOR YOUTH DEVELOPMENT®
FOR HEALTHY LIVING
FOR SOCIAL RESPONSIBILITY

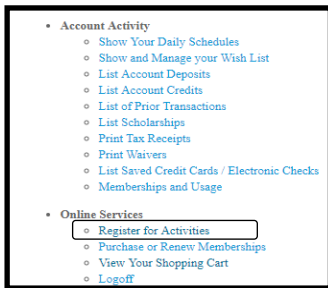
Pershing CLC Club Registration

Step 1: Activate or log into your YMCA online account.

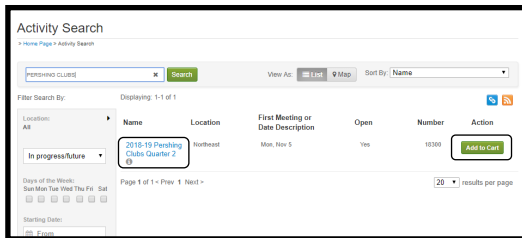
<https://www.ymcalincoln.org/>

1. Click on "Account Login"
2. Enter the email address and password on your Lincoln YMCA account and click Login. - If you do not remember what email address is on your account please call or visit any Lincoln YMCA Front Desk; If you have forgotten some of your information, click on "Forgot your password" / "Forgot your login name"?
3. If you do NOT yet have an account, create a new account, - DO NOT CREATE A NEW ACCOUNT if you already have a Y account.

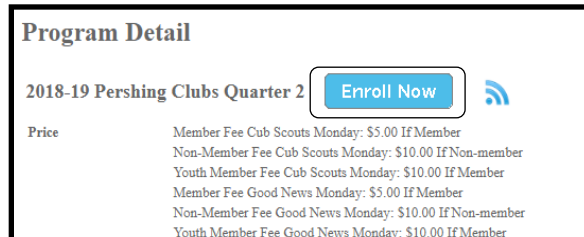
Step 2: Under "Online Services" click "Register for Activities".



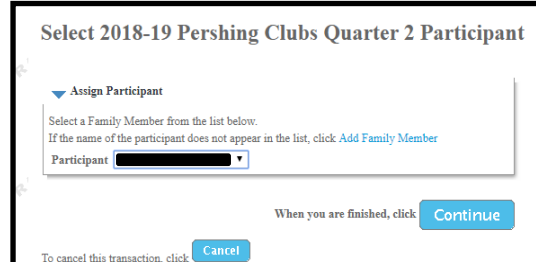
Step 3: Search "Pershing Clubs" click on "Add to Cart".



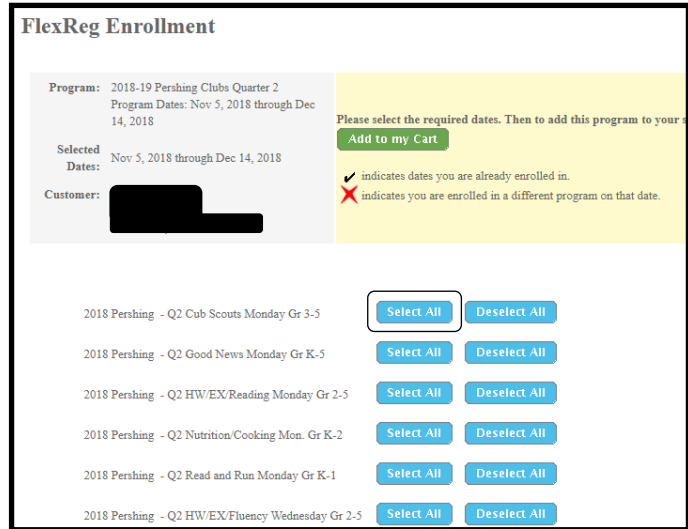
Step 4: Click "Enroll Now".




Step 5: Choose the child's name you wish to enroll from the drop down menu. Click "Continue".



Step 6: Click the blue "Select All" for the club you'd like to register for.



Step 7: After selecting your clubs, scroll down and click, "Add to my Cart".



Step 8: Answer all **REQUIRED CHILD INFORMATION RECORD QUESTIONS**.

Step 9: Enter Coupon Code given on Club Flyer if you qualify for Free/Reduced Lunch. You may be asked by the YMCA to verify this. Click "Apply". Click "Continue" to proceed and pay.

Include?	Description	Quantity	Unit Fee	Total Price
<input checked="" type="checkbox"/>	Member Fee Service Leadership Thursday	1	\$5.00	\$5.00
<input checked="" type="checkbox"/>	Member Fee HIW/EX/Flexicy Wednesday	1	\$5.00	\$5.00
				Sub-Total: 10.00
				Total: 10.00

Step 10: Check the waiver acknowledgement box and click "Check Out".

Waiver

Please read the following waivers and agreements carefully. They include releases of liability and waiver of legal rights, and deprive you of the ability to sue certain parties. By agreeing electronically, you acknowledge that you have both read and understood all text presented to you as part of the checkout process.

- I have read and agree to Membership/Program Release (Program Enrollment: 2018-19 Pershing Clubs Quarter 2 - 18300).
- I have read and agree to Photo/Video Release (Program Enrollment: 2018-19 Pershing Clubs Quarter 2 - 18300).
- I have read and agree to Waiver.

Step 11: On the Payment Information screen, type in the credit card number you'd like the payments drafted from or select a previous saved card. Note: the payer's name will show up on the tax receipt. Click "Pay".

Step 12: Click "View or Print Receipt" for your records.