



Pershing Elementary

6402 Judson Street, 68507

Website: <http://wp.lps.org/pershing/>

Phone: 402-436-1160

Pershing Families,

We are excited to welcome a therapy dog to our school community! The “therapy team” will consist of Special Education Coordinator, Anna Salomons, and her Labrador retriever, Goose! In order to reach this accomplishment, the team worked together to pass a series of tests, as well as training courses in order to meet requirements set by the American Kennel Club (AKC).


Therapy dogs play such a vital role in serving students and adults in school buildings. Some of the benefits that have been noted of having a therapy dog in the building include: increasing positive hallway behavior, concentration, and work completion, improving attendance, reducing anxiety, increasing motivation, providing emotional support, and creating a warm school environment. Therapy teams are well aware of and sensitive to student preferences and needs when it comes to interactions.

At Pershing, Goose’s primary role will be to be present among various areas of the building. Goose will serve as a support to any student in need, a visitor and observer in classrooms, as well as reinforcement at appropriate times for students working hard and following the Pershing expectations.

For more information, feel free to visit the Lincoln Public Schools Therapy Dog webpage at: <https://home.lps.org/studentservices/therapy-dogs/>.

Goose’s certification is through Uplifting Paws. More information on this organization can be found at: <https://www.upliftingpaws.org/>.

Sincerely,
Jamie Cook, Principal



Upcoming Events

October 3

3:00-6:00: Fundraiser Pick (Pick in Cafeteria)

October 5

Pumpkin Run

October 7

9:00 Ms. Bergman's class to Heritage School

3:15: Parent/Teacher Conferences

October 8

9:00: Ms. Scheffler's class to Heritage School

October 9

9:00 Mrs. Sorenson's class to Heritage School

3:15: Parent/Teacher Conferences

October 11

Lockdown Drill

IMPORTANT! Arrival Drop off & Dismissal Pick-Up

When dropping your student off at arrival time you have several options for a safe drop off.

1. Pull up to the curb in the drop-off spot leading to door #2. Please have your kids ready to exit the curbside of the car. There is NO PARKING in this area.
2. Pull in the cutout in front of the school and park.
3. Pull around the corner on 63rd in front of the cone.

Your help with the following procedures will help students start their day in a safe and efficient manner.

Students should arrive between 7:45-8:00 if they are eating breakfast at school. We must stop breakfast at 8:00 to get student to class on time and begin preparation for lunch.

Students not eating at Pershing should arrive between 8:00-8:15. School start time is 8:15

There is no supervision outside prior to 7:45. Please follow these guidelines for arrival time to best support your student(s) at Pershing



Upcoming Events

October 16

Last day of Qt. 1 CLC Clubs

Last day of Quarter 1

October 17-18

LPS Fall Break: No School for all LPS Students

October 21

Elementary Plan Day: No school for elementary students

October 23

Grade 4 to Spring Creek Prairie

October 23-29

Red Ribbon Week @ Pershing

October 25

Picture Retakes

6:30-8:00 p.m. Fall Festival

October 29

Red Ribbon Run

1: 33 p.m. PLC Early Dismissal

No Preschool

PERSHING BOOK FAIR




****Additional News****

Library News

Diverse Books for All!

Are you looking for books with diverse characters and themes? The MOSAIC is an annual collection of high interest diverse books for preschool through high school students reviewed by LPS librarians.

- Look for the MOSAIC Multicultural Book Display link on your school library website:
<https://lms.lps.libguides.com/MOSAIC2018>
- Browse the collection and download the ebooks or audiobooks.
- Want a print copy of a book? Ask your school librarian!



Digital Citizenship Tips

Our students are learning about digital communication and online etiquette. Here are some prompts to help you continue the conversation at home:

- What do you like to do online? What are some positive ways you use technology?
- How do you use good manners online?
- What is the difference between face-to-face and online conversations? When would it be better to talk to someone in person rather than texting or posting something online?
- Should you ask permission before posting a photo or video of someone else online?

Reading at Home:

Below are some tips and ways to incorporate reading at home. It is important for students to be able to practice their pre-reading and reading skills at home. There are many quick and easy ways to include this practice as part of your routine at home.

Read-At-Home Plan for Student Success

What is phonological awareness?

Phonological awareness is the ability to recognize and work with sounds in spoken language. It is the foundation for learning to read.

Students with strong phonological awareness can:

- rhyme;
- count syllables;
- recognize sounds alone and in words;
- add, remove, and substitute sounds in words;
- break words into their different sounds and blend them back together; and
- isolate sounds.

Phonological Awareness Activities:

Phonological Awareness Activities

Rhyming Activities

- Using the most common word families, play a game where you and your child take turns thinking of rhyming words. Whoever comes up with the most for each word family wins!

Example: "What words can you think of that rhyme with -at?"
"Cat!" "Hat!"
"Rat!" "Fat!" "Gnat!"

- Using magazines, newspapers, and store advertisements, have your child look for pictures of objects that rhyme and cut them out. He/She can paste the pictures onto paper to create rhyme collages.

- Play "I Spy" with your child, but instead of naming a color, say, "I spy something that rhymes with ____." Take turns with your child playing the game. Encourage the use of nonsense words as rhyming clues.

- Give your child a list of three words where only two rhyme. Ask them to identify which word does not belong.

- Sing rhyming echo songs, such as "Boom Chicka Boom." Come up with a motion for each rhyme you create and act it out.

The 37 most common word families in English are:

A

ack, ain, ake, ale, all, ame,
an, ank, ap, ash, at, ate,
aw, ay

E

eat, ell, est

I

ice, ick, ide, ight, ill, in, ine,
ing, ink, ip, it

O

ock, oke, op, ore, ot

U

Alliteration Activities

- If your child struggles to hear the alliteration in a phrase or sentence, practice with words beginning with the following sounds: /f/, /h/, /l/, /m/, /n/, /s/, /v/, /z/. These sounds can be drawn out to emphasize their placement at the beginning of each word. Come up with simple phrases where the words all begin with the same sound. Say the phrase and have your child repeat it back, drawing out the beginning sound.
Example: "Sssneaky sssnakes ssslide and ssslither."

- Ask your child to think of words to describe the objects they see. Tell your child the word used has to start with the same sound as the word they are describing.

Examples: "delicious donut," "bouncy ball," "green grass"

- Play a game where you and your child take turns finding objects around the house to use in silly alliteration sentences. See who can use the most words beginning with the same sound in their sentence.

Example: "Sister's stinky sock smells sour."

- Have your child think of silly names for themselves, family, and friends. The new names must be at least three words long, and all of the words in the name must begin with the same sound as the person's regular name.

Examples: "audible Audrey Octopus," "hairy helpful Henry,"
"creative character Kim," and "picky pal Parker"

- Practice tongue twisters.

Familiar tongue twisters:

- Peter Piper picked a peck of pickled peppers.
- He sells seashells by the seashore.
- How much wood would a woodchuck chuck?

Multi-Tiered Systems of Support (MTSS) at Pershing:

Multi-Tiered Systems of Support for Behavior (MTSS-B) supports all students in Lincoln Public Schools. Grounded in almost 40 years of research, MTSS-B is a framework to organize our evidence-based practices for supporting all students. MTSS-B has three tiers of behavioral supports:

- Tier 1 is for **all** students. They assure that students are taught school expectations, that positive behavior is acknowledged, and corrective feedback is provided.
- Tier 2 is for **some** students. They provide students with additional instruction, practice and feedback on the school wide expectations.
- Tier 3 is for a **few** students. They are focused more on the individual student's needs and provide students with focused instruction and guidance to meet expectations. All supports at Tier 1 and 2 are included at Tier 3.

Data is used by teams to review if supports are in place and working. Tier 1 supports are constant and consistent. Tier 2 and Tier 3 supports are constantly monitored so we can effectively meet the needs of students receiving assistance.

Here at Pershing, we have all three tiers of support for students. In this way, we know we are helping all students learn the academic and behavior skills necessary for success in and out of school.

Boys Town Social Skills: Below are the following social skills we have been teaching, practicing and reinforcing. These are great skills you can teach, practice and reinforce at home as well.

Accepting Feedback or a Consequence

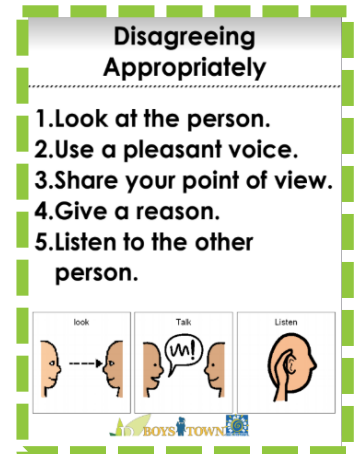

1. Look at the person
2. Say “okay” or nod your head
3. Stay Calm

Getting Adult’s Attention

1. Look at the Person
2. Raise your hand and stay calm
3. Wait until the adult says your name
4. Ask your question

Disagreeing Appropriately

1. Look at the person
2. Use a pleasant voice
3. Tell why you feel differently
4. Give a reason.
5. Listen to the other person



CLASS Survey

During the month of October, Pershing parents will have the opportunity to participate in a brief LPS CLASS Plan Survey. The data will help LPS evaluate ongoing CLASS Plan implementation, align professional learning efforts, and inform technology purchasing decisions.

To participate, please visit the following link: <https://lps.org/go/BQPG>

Your responses will remain anonymous to protect you and your students’ privacy. The last day to complete this questionnaire is Friday, November 1st.

Thank you for taking part in this important survey!



CLC Quarter 2 Club Enrollment Information:

Registration:
Oct. 24– Nov. 1
Begin: Nov. 4

Pershing Family Engagement:

Pershing's Fall Festival

We had a fantastic turnout for our fall fundraiser and don't want to wait until the spring to celebrate. So please join us for Pershing's Fall Festival!

When: Friday, October 25th from 6:30 p.m.-8:00 p.m.

Where: Pershing –Enter through Door #2

Who: All Pershing students and Parents (students must be accompanied by an adult)



Students are encouraged to wear a family friendly costume. Snacks and Pershing lanyards, pop sockets, & decals will be available for purchase. **No toy weapons should be brought to school, even if they are part of the costume.**

There will be activities set up in the cafeteria, media center and gym. Join us for fall themed activities, and prizes to win.

Additional News



Wednesday, Oct. 23rd:

- Sock it to Drugs: Wear crazy socks

Thursday, Oct. 24th:

- Pershing Says No to Drugs: Wear Pershing shirts or purple

Friday, Oct. 25th:

- Team up Against Drugs: Wear sweats

Monday, Oct. 28th:

- Team up Against Drugs: Wear favorite team clothes.

Tuesday, Oct. 29th:

- Run Away from Drugs: Red Ribbon Run- Wear Red



Reminders

IMPORTANT: Arrival Times

- ✓ Students may arrive @ 7:45 for breakfast
- ✓ Students who are not eating breakfast should arrive @ 8:00

**No supervision prior to 7:45

Community Spirit Day

Every Friday is Community Spirit Day!

Students can wear their Pershing shirt or **purple**

OR

Need Assistance?



The MyLNK app connects you to every service and nonprofit in Lincoln.

It's free to use and does not require an internet connection after it's downloaded.



MyLNK is made possible by the Center for People in Need, Leadership Lincoln, and Don't Panic Labs.

Volunteering at Pershing:

You can make a difference in the life of a student by serving in variety of volunteering opportunities: reading to a child, shelving books in the library, and much more. Each and every volunteer helps our students learn, grow and succeed. We are grateful to you for sharing valuable time with Pershing and LPS.

We have established several volunteer “levels”, based on contact with students and supervision by LPS staff. Please see below to determine which level applies to your volunteer interest.

Level 1: If you are interest in a Level 1 volunteer activity, simply contact Pershing. You are not required to fill out a volunteer form. (Examples may include but are not limited to: helping with a school mailing or helping in the media center shelving books.)

Level 2 or 3: If you are interested in a Level 2 or 3 volunteer activities, please fill out the volunteer form located on our volunteer webpage. Make sure you fill out all the application fields completely and accurately. The link is also located on the front of the LPS website (www.lps.org), under Popular Pages.

You will be asked to provide basic information, as well as sign a Volunteer Code of Conduct and a Personal Disclosure. This information is necessary in our continuing effort to provide safety and security to our students and staff.

Link: <https://wapp.lps.org/gold/volunteer/volunteer.cfm>

Pumpkin Run 2019

When:

Saturday, October 5, 2019

Where:

Pioneers Park

GENERAL INFORMATION

The 18th annual Pumpkin Run is a 1-mile youth cross-country fun run, the largest run of its kind in the nation!

DATE: Saturday, October 5, 2019

LOCATION: Pioneers Park - Lower Level, Lincoln ([View Map](#))

TIMES:

Session 1 – Small Schools/Non-LPS Schools: Heat 1 starts at 9:30 a.m.

Session 2 – Large Schools: Heat 1 starts at 11:30 a.m.

Runner order will start with oldest grades proceeding down to the youngest grades.

Please plan to arrive shortly before your scheduled run time. **You DO NOT have to arrive at the beginning of your session.** Carpooling is HIGHLY recommended as parking congestion is likely with over 3,500 runners and families.

NOTE: The Pumpkin Run is a **NO SMOKING** event. Please refrain from smoking or vaping on Pioneer Park premises. Also, for the safety of our runners and spectators, **NO PETS, STROLLERS/JOGGERS or COSTUMES.**

LPS Elementary Principals Present



**Saturday, November 2
8:00 - 9:30 a.m.**

**McPhee Elementary School
820 Goodhue Boulevard**

Parents, unclutter your closets for a good cause. Bubba's Closet will continue to accept used and new donations of winter coats, but is hoping for more donations of other winter wear: Warm jackets, sweaters, sweatshirts, hats and mittens/gloves.

You can drop them off at any of the following Hanger's Cleaners locations **between now and October 31st** where they will be cleaned at no charge:

2101 G St. • 2655 S. 70th • 3201 South St.

This is one of the many American Education Week activities planned in Lincoln Public Schools.