

Pershing Elementary

October Newsletter

6402 Judson Street, 68507

Website: <http://wp.lps.org/pershing/>

Phone: 402-436-1160

LIKE us on Facebook: Pershing Elementary School



Dear Families:

Fall is here, which means cool weather, pumpkins, changing leaves, and cozy blankets. This is one of my family's favorite seasons! I hope that your family can take more time to enjoy one another. My family does our best to find a minute or two to share a 'Glow' from the day. As many of you experience, sometimes our evenings are spent in the car going from one activity to another, but even in the car, we try to make time to share the positives from the day.

Pershing wants to continue to thank our families for their continued support of teachers and staff. We know these times and the school year has been challenging and just overall, different. We are learning as we go, and hopefully, each day is a little bit better and gets a little bit easier.

Our students both in person and remote, continue to show resilience and grit and I am encouraged and proud of them each and every day!

Here's to a great month of teaching, learning and being Relentless!

Sincerely,

Jamie Cook, Principal

Upcoming Events

October 9

Last day of CLC Clubs

October 12

3:15: Virtual Parent-Teacher Conferences

October 14

3:15: Virtual Parent-Teacher Conferences

Last day of Quarter 1

October 15

No School for Elementary Students

October 16

No School for LPS Students

October 22-30

2nd Qt. Enrollment for CLC Clubs

A Message From.....

Mr. Koenig, Assistant Principal

How to see MAP Fluency & Growth Scores on Parentvue (starting Oct. 5th)

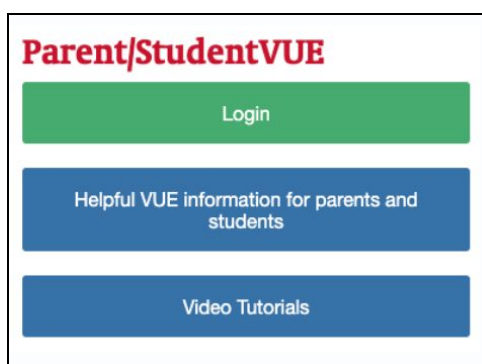
1. Login to **ParentVue** (You will need to use a computer or your phone's browser to access test history. This setting is NOT available on the ParentVUE app at this time.)
2. Then click on **Test History**.
3. Scroll down to the area on the page with the heading **MAP Fluency (grades K-1)** -or- **MAP Growth (grades 2-5)**.
4. **For Fluency (K-1)** - The tests displayed on these screens will vary depending on which subtests your student participated in. The test is adaptive and adjusts in difficulty (including subtests given) based on student responses. Categories are **Below, Approaches, Meets, and Exceeds**.

For Growth (2-5) - The RIT score is the scale score. The column labeled "Percentile" contains the national percentile rank. For example, a percentile rank of 70 means that the student scored as high or higher than 70 percent of students in his/her grade level.

Ms. Hood, Interim Coordinator Until 9/28/20

Hi Pershing families,

When you go to the district or school website and click on the ParentVUE/StudentVUE button you will see this:



As of this week, when you click on Video Tutorials, it will take you to **this** site (<https://live.myvrspot.com/project?v=fOTU2YmU0MTIzNTU1MTFmYjQ0MWE4OGI0ZmNkMjMwZTY>). It includes ParentVUE overviews and video supports that the district plans to update over time with more helpful video tutorials.

Thank you all for your flexibility, patience, and trust throughout our return to school. Together, we are relentless!

-Jenny Hood

IMPORTANT! Arrival Drop off and Dismissal Pick-Up

When dropping your student off at arrival time you have several options for a safe drop off.

1. Pull up to the curb in the drop off spot leading to door #2. Please have your child ready to exit the curbside of the car. There is NO PARKING in this area
2. Pull in the cutout in front of the school and park. This is a good option if your child is not ready to get out of the car, you are early for drop off, or you want to watch/walk your child up to Door 2.
3. Pull around the corner of 63rd in front of the cone. Please be mindful of far away from the corner you are. Stopping in the middle of the crosswalk is not safe and will create a major back up.

Your help with the following procedures will help students start their day in a safe and efficient manner.

Students should arrive between 7:45 a.m.-8:00 a.m. if they are eating breakfast at school. We must stop breakfast at 8:00 a.m. to get students to class on time and begin preparation for lunch.

Students not eating at Pershing should arrive between 8:00 a.m.-8:15 a.m. School start time is 8:15 a.m.

There is NO SUPERVISION outside prior to 7:45 a.m. Please follow these guidelines for arrival time to best support your student(s) at Pershing.

Health Office

The Health Office is still missing some student dental visit dates. Many students have been seen by their dentist but have not reported their visit date to the Health Office. A dentist will be visiting Pershing on October 5th and will screen the students who did not give a dental visit date to the Health Office.

If you have not already done so please call 402-436-1160 ext. #2 or e-mail dental visit dates to nfuller2@lps.org. Thank you!

Remote Learner Pictures

Remote Learners are invited to have their picture taken on Friday, October 23rd. We will follow the schedule below.

- 8:30 a.m.-9:15 a.m: PK-2nd grade Remote Learners
- 9:15 a.m.-10:00 a.m.: 3rd-5th grade Remote Learners

Remote families, when you bring your student(s) to Pershing for their picture, your child will enter the building through Door 1, with a face covering on. Your child will walk with a Pershing staff member to our picture location, remove their face covering only to take their picture and then a staff member will walk your student(s) back to you. Families will need to wait outside the building at Door 1. If you are purchasing pictures, please make sure you send the order form with your child. If you need another, please contact the Pershing office.

****Additional News****

Multi-Tiered Systems of Support (MTSS) at Pershing

At Pershing, we believe in the impact and importance of building positive relationships with all students. We do this by:


- Celebrating learning
- Cultivating a community
- Committing to core values
- Conveying genuine care

We understand that establishing and maintaining relationships creates a safe and predictable environment for all students to challenge themselves academically and develop self-discipline. This is especially important when students are learning both remotely and in person. We encourage your partnership in creating a positive community.

Boys Town Social Skills: Below are the following social skills we have been teaching, practicing, and reinforcing. These are great skills you can teach, practice and reinforce at home as well.

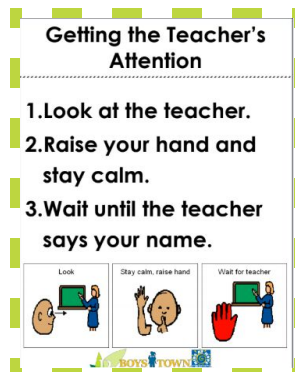
Accepting Feedback or a Consequence

1. Look at the person.
2. Say "Okay" or nod your head.
3. Stay calm.



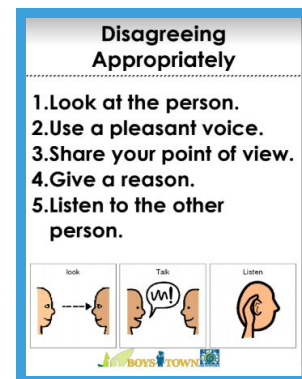
Getting Adult's Attention

1. Look at the person.
2. Raise your hand and stay calm.
3. Wait until the adult says your name.
4. Ask your question.



Disagreeing Appropriately

1. Look at the person.
2. Use a pleasant voice.
3. Tell why you feel differently
4. Give a reason.
5. Listen to the other person.



CLC Quarter 2 Club Enrollment Information



Enrollment Period: Oct. 23-30

1st Day of Quarter 2 Clubs: Nov. 2nd

Reading at Home

Resource from NDE At Home Reading Plan for Success-[LINK](#)

What is *phonics*?

Phonics is the ability to understand the relationship between letters and the sounds they represent. This includes:

- recognizing print patterns that represent sounds;
- syllable patterns; and
- word parts (prefixes, suffixes, and root words).

Vowels

a, e, i, o, u, y

Consonants

b, c, d, f, g, h, j, k, l, m, n, p, q, r, s, t, v, w, x, y, z

Common Consonant Digraphs and Blends

bl, br, ch, ck, cl, cr, dr, fl, fr, gh, gl, gr, ng, ph, pl, pr, qu, sc, sh, sk, sl, sm, sn, sp, st, sw, th, tr, tw, wh, wr

Common Vowel Digraphs

ai, au, aw, ay, ea, ee, ei, eu, ew, ey, ie, oi, oo, ou, ow, oy

Common Consonant Trigraphs

nth, sch, scr, shr, spl, spr, squ, str, thr

Letter-Sound Recognition Activities

- ☐ Write a letter on one end of each popsicle stick. On two or three other popsicle sticks, write KABOOM. Put all sticks letter-end down in a cup. Take turns pulling popsicle sticks from the cup. Each time you pull a stick, say the letter name and the sound the letter makes. If a KABOOM stick is drawn, that player must put all of their sticks back into the cup. The game is over when all letter sticks have been pulled.
- ☐ Write letters on sticky notes, and spread them out across a table top. Say a letter sound and have your child swat the letter that makes the sound.
Alternate version: Once your child learns all of the letter sounds, you can say a word and have your child swat the letters that spell the word (in order).
- ☐ Use sidewalk chalk to draw a hopscotch formation. In each box, write a letter. On the squares that go two across, write the letters found in digraphs or blends. When your child jumps on a square, he/she will say the letter's name and sound. When your child jumps on the crossbar, he/she will say the name and sound of the letter in the left box, then the right box, then shout the sound the digraph or blend makes together.
Alternate version: Play the game with only vowels, but have your child give the long and short vowel sounds. Crossbars can have vowel digraphs.
- ☐ Identify which letters and sounds your child needs help with. Write the focus letter names on sticky notes and stick them to bowls (one bowl for each letter). Collect small toys and objects from around the house. Have your child say the name of an object and sort it into the bowl with the correct letter.
- ☐ Place magnetic letter tiles on the refrigerator. Call out letter names or letter sounds, and have your child swat the appropriate magnet with a spatula.
- ☐ Have your child use play clay to roll out and make the shapes of different letters. Call out the name or sound of the letters and watch them build the letter shapes.

Upcoming Events

October 23

Picture Retakes
Remote Learner Pictures

October 26-30

Red Ribbon Week

October 27

Social Distanced Red Ribbon Run

PLC Early Dismissal @ 1:33 p.m.

No Preschool

**Mark your calendars:
Monday, November
2nd: No School for LPS
Students**

**LIKE us on Facebook:
Pershing Elementary School**

Red Ribbon Week



Monday, Oct. 26th

- Sock it to Drugs: Wear crazy socks

Tuesday, Oct. 27th

- Social Distanced Red Ribbon Run

Wednesday, Oct. 28th

- Pershing Says No to Drugs: Wear Pershing shirt or purple

Thursday, Oct. 29th

- Team up Against Drugs: Wear sweats

Friday, Oct. 30th

- Team up Against Drugs: Wear favorite team clothing

CLASS Survey

During the month of October, Pershing parents will have the opportunity to participate in a brief LPS CLASS Plan Survey. The data will help LPS evaluate ongoing CLASS Plan implementation, align professional learning efforts, and inform technology purchasing decisions. This year's increased reliance upon technology to deliver instruction emphasizes the importance of participation.

To participate, please visit the following link:

<https://lps.org/go/BQPG>

Your responses will remain anonymous to protect you and your students' privacy. The last day to complete this questionnaire is **Friday, October 30th.**

Thank you for taking part in this important survey!



Reminders

IMPORTANT: Arrival Times

- ★ Students may arrive @ 7:45 a.m. for breakfast
- ★ Students who are not eating breakfast should arrive @ 8:00 a.m.

****No supervision prior to 7:45 a.m.**

Community Spirit Day

Every Friday is Community Spirit Day!

Students can wear their Pershing shirt or **purple**



Pershing Online Book Fair

Pershing Families:

We are working hard to keep kids reading and raise critical funds for our school with our **Scholastic Online-ONLY Book Fair from October 12th-25, 2020.**

The Fair will connect your kids to notable books and inspiring characters- helping them become lifelong readers. And you'll love the new option to shop for Book Fair exclusives - directly from the interactive booklist.

Plus, enjoy these special online shopping features:

- Access to over 6,000 products
- All orders ship direct to home
- FREE shipping on book-only orders over \$25
- All purchases support our school and earn 25% in rewards

Visit our Book Fair homepage to learn more and get started with online shopping:

<http://www.scholastic.com/bf/pershingelementaryschool>.

Thank you for continuing to support our school.

Happy reading!



****More News & Important Information****

LPS Important Information Booklet:

Cell Phone & Electronic Devices (pg. 46)

Cell phones, smart watches, and other personal electronic devices are considered nuisance items if seen or heard during the school day. If students bring personal electronics devices to school, it should be kept in their backpack, locker, or location designated by school staff (Main Office) during the school day. The school is not responsible for damaged lost, or stolen devices. Please note that it is unlawful, and therefore prohibited on school grounds, to take a picture or record audio or video of another person without their consent.

Late Pick Up Procedures

Staff will supervise students at dismissal. When outside supervision concludes, students not picked up are brought inside to the office to ensure safety. Parents are contacted and asked to come into the school and sign students out. If parents/guardians and all emergency contacts cannot be reached, the police may be contacted to help with unification.