

# Pershing Elementary

## February Newsletter

6402 Judson Street, 68507

Website: <http://wp.lps.org/pershing/>

Phone: 402-436-1160

LIKE us on Facebook: Pershing Elementary School



## Valentine's Day Classroom Parties

We plan to celebrate Valentine's day with students on February 12th due to it falling on Sunday. This year, paper cards, food, trinkets, or gifts will not be exchanged between students at school. Please do not send these items to school with your child. Volunteers are not able to assist with classroom celebrations or activities. This is district wide due to the pandemic.

Grade levels are planning their activities and games that will be played rather than distributing Valentine's this year. It will be unique and different but loved.

## Access Amazing Library Resources from Home!

Did you know many of our fabulous library resources can be accessed from home? If your student is looking for educational games to play or fun activities to do online, we encourage them to check out the library resources at home!

The library provides access to fun educational sites for students for free. To do this, go to Pershing's library website ([HERE](#)) and click on "Home Access" to get the login information. Many of the library's resources can also be accessed by logging into the portal from home. Go to [portal.lps.org](http://portal.lps.org) and type in your student's LPD ID number and password to see what is available for your student to access from home!

Sincerely,  
Mrs. Cook- Principal  
Mrs. Hein- Library/Media Specialist

## Upcoming Events

### February 1

First day of Second Semester  
CLC Clubs

### February 5

Lockdown Drill

### February 9

Early Dismissal @ 1:33 p.m.  
A.M. Preschool attends

### February 12

Valentine's/Friendship Parties

### February 15

No school for elementary  
students

### February 23

PLC Early Release @ 1:33 p.m.  
No Preschool

# A Message From.....

## Mr. Koenig, Assistant Principal

### School-Parent Partnership Tips

At Pershing, we feel that it is important to work together to promote the success of students at school, as well as at home. In order to do this, an emphasis is placed on generalizing skills, communication, and promoting emotional regulation in order to set students up for success. Below are a few ways parents/guardians can help with the school-home partnership:

1. **Rest** – Research has shown the importance of a regular nighttime routine and consistent bedtime. The recommendation for children ages 6–12 is to get 9–12 hours of sleep each night. Additionally, children should refrain from use of electronics a half hour before bed.
2. **Backpacks** – We encourage students to bring a backpack to school every day. Work or projects are often sent home with students. At Pershing, every Thursday, our Thursday folders are sent home with students. Try to make it a routine to check your student's backpack each night. If you are in need of a backpack, please contact the main office and we will provide you with one.
3. **Teacher-Parent/Guardian Communication** – The communication between parents/guardians and teachers is paramount in promoting the success of students. Please keep an open line of communication with the teacher of your student(s). If you have any questions or concerns, do not hesitate to email or call the school.
4. **High Expectations** – Children thrive on structure, consistency, and predictability. At Pershing, our goal is to provide environments that are built on high expectations while providing structure, consistency, and predictability. When the environments of home and school mirror one another in this regard, we know that students have a much easier time knowing expectations, and thus, are able to meet them.
5. **Read** – Studies in reading research have highlighted the importance of reading to children. Reading to children also encourages children to read themselves. Reading has a positive impact not only on language and cognitive development, but also on behavior and attention. Research suggests reading at least 20 minutes a day at home.

## Mrs. Salomons, Coordinator

A couple weeks ago, the district released plans for a remote learning program taking place during the 2021–2022 school year. More extensive information is located on the LPS website at: [rlp.lps.org](http://rlp.lps.org).

If you have a student that receives additional services (such as Special Education), and would like to inquire about how the remote learning program may impact your student's education and services, please do not hesitate to reach out to myself ([asalom@lps.org](mailto:asalom@lps.org) or 402-436-1160), or your student's case manager. An IEP meeting can be held at any time to determine the most appropriate supports for your child.

Reminder that the form is due February 19th for **all students interested in remote learning for the 2021–2022 school year**, and can be found at the link listed above ([rlp.lps.org](http://rlp.lps.org)).

## Mrs. Amen, School Counselor

"Kindness is often considered just a warm and fuzzy skill, but science shows surprising benefits to being nice, including boosting health, reducing anxiety, enhancing self-esteem, increasing gratitude, and even elevating happiness." ~ Unselfie by Michele Borba

Nonetheless, we could all use a warm and fuzzy but the research shows there are plenty of benefits to practicing kindness. During our second semester lessons, as a building, we are focusing on kindness. We will be starting a kindness challenge and encouraging our Pershing Comets to collectively complete 1,410 acts of kindness by May 14th. Kindness is strengthened by practice so consider asking your student "What's something kind you did today?" or "What's something kind, someone did for you?".

## Bus Evacuation (required by law)

In order to comply with standards that require the practice of emergency evacuation from school buses, the Transportation Department intends to conduct bus evacuation drills on Tuesday, Feb. 16 & Thursday, Feb. 18th.

- On Tuesday, Feb. 16, buses for school aged students will arrive to school on time. However, students will arrive home 15-20 minutes late due to the evacuation.
- On Thursday, Feb. 18, Early Childhood evacuation drills for preschoolers in half-day sessions will occur.
  - AM sessions will take place at school before the bus leaves to take students home.
  - PM sessions will be completed at the building after the bus arrives at school prior to the class sessions start.

## Recess Snow Fun

- A reminder to families that students are allowed to play on the snow with boots. We want student's feet warm during their learning. All snow must stay on the ground, however we do allow them to roll snow to build a snowman. Additional activities continue on the sidewalks, walking track, and courts.



## Upcoming Lockdown Drill

Our staff and students will participate in a Lockdown drill on Friday, Feb. 5th.

A Lockdown is used when there is a threat inside the building. Lockdown includes locking the classroom door, turning off the lights, and remaining silent.

Tips for Families when discussing emergency responses can be found on the LPS Security webpage by clicking on the SRP-LPS Edition graphic [here](#). More information about the Lockdown action and other Standard Response Protocol actions can be found on the LPS Security webpage by clicking on the SRP-LPS Edition graphic [here](#).

Always feel free to contact the office with questions.

Safety is a top priority at LPS. Remember it is always Safe to Say.

# IMPORTANT! Arrival Drop off and Dismissal Pick-Up

When dropping your student off at arrival time you have several options for a safe drop off.

1. Pull up to the curb in the drop off spot leading to door #2. Please have your child ready to exit the curbside of the car. There is NO PARKING in this area
2. Pull in the cutout in front of the school and park. This is a good option if your child is not ready to get out of the car, you are early for drop off, or you want to watch/walk your child up to Door 2.
3. Pull around the corner of 63rd in front of the cone. Please be mindful of how far away from the corner you are. Stopping in the middle of the crosswalk is not safe and will create a major back up.

Your help with the following procedures will help students start their day in a safe and efficient manner.

- **Students should arrive between 7:45 a.m.-8:00 a.m. if they are eating breakfast at school.** We must stop breakfast at 8:00 a.m. to get students to class on time and begin preparation for lunch.
- Students **not eating at Pershing** should arrive between **8:00 a.m.-8:15 a.m.** School start time is 8:15 a.m.
- There is NO SUPERVISION outside prior to 7:45 a.m. Please follow these guidelines for arrival time to best support your student(s) at Pershing.

## Remote Learning Material Pick Up Dates:

- **Friday, February 12th- 9:00 a.m.-2:30 p.m & 3:00 p.m. -4:00 p.m.**
- **Friday, February 26th- 9:00 a.m.-2:30 p.m & 3:00 p.m. -4:00 p.m.**
- **Friday, March 19th- 9:00 a.m.-2:30 p.m & 3:00 p.m. -4:00 p.m.**



## CLC Club Enrollment Information



**First Day of CLC Clubs:** Feb. 1st- May 7th



# Reading at Home

## Fluent Passage Reading

- Find a page from a book at your child's independent reading level. Using a pencil, draw lines between the words where you hear a natural break. Have your child practice reading the entire passage, chunking together the words between the pencil lines as he/she reads. Once your child can fluently read the phrases, erase the pencil marks and have your child fluently read the passage.

Example: "From then on, / every afternoon, / as soon as her mother / had left for bingo, / Matilda would toddle / down to the library. // The walk took / only ten minutes / and this allowed her / two glorious hours / sitting quietly / by herself / in a cozy corner / devouring one book after another. // When she had read / every single children's book / in the place, / she started wandering round / in search of something else."

"From then on, every afternoon, as soon as her mother had left for bingo, Matilda would toddle down to the library. The walk took only ten minutes and this allowed her two glorious hours sitting quietly by herself in a cozy corner devouring one book after another. When she had read every single children's book in the place, she started wandering round in search of something else."

- Timed, repeated readings help your child see that he/she is becoming a more fluent reader! Have your child read a new-to-them piece of text – a short story, poem, or several paragraphs from a chapter. The first time your child reads it, time him/her from start to finish to see how long it took. Have your child read the same piece of text several more times, timing each time, to see how much he/she is improving.

*Suggestion:* Tie this strategy to math! Let your child use graph paper to draw representations of each timed reading's final time.

### How to find your child's fluency score:

1. Choose a 100-word passage from a grade-level text.
2. Have your child read the passage for exactly one minute.
3. Count the total number of words your child read.
4. Subtract from that number the number of words they read wrong. That is their word count per minute (WCPM).

### Suggested WCPM

#### by the end of each year:

**First grade:** 60 words read correctly

**Second grade:** 90 words read correctly

**Third grade:** 115 words read correctly

## **\*\*Additional Information\*\***

### **Multi-Tiered Systems of Support (MTSS) at Pershing**

As the saying goes, "If you can predict it, you can prevent it." At Pershing, we focus on prevention in the following ways:


- Clear expectations
- Predictable routines and procedures
- Active supervision
- Intentional student engagement
- Thoughtful room arrangement

These practices can be applied outside school, too. For example, if your child struggles with leaving on time, having a set routine could help with this. It might sound like, "Remember where we agreed your device will go? I look forward to you putting it there and having time for us to talk with each other on the way." Then, immediately watch for the agreed upon behavior and let them know you appreciate it. Let us know if you have tried any of these ways of prevention outside of school.

**Boys Town Social Skills:** Below are the following social skills we have been teaching, practicing, and reinforcing. These are great skills you can teach, practice and reinforce at home as well.

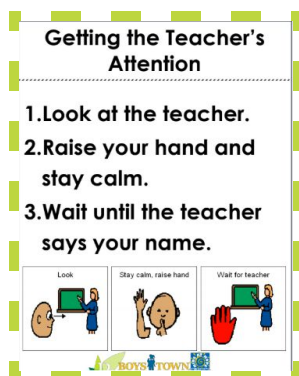
#### **Accepting Feedback or a Consequence**

1. Look at the person.
2. Say "Okay" or nod your head.
3. Stay calm.



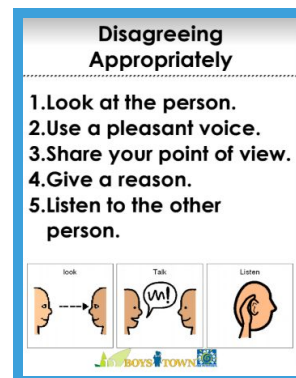
#### **Getting Adult's Attention**

1. Look at the person.
2. Raise your hand and stay calm.
3. Wait until the adult says your name.
4. Ask your question.



#### **Disagreeing Appropriately**

1. Look at the person.
2. Use a pleasant voice.
3. Tell why you feel differently
4. Give a reason.
5. Listen to the other person.



## **\*\*More News & Important Information\*\***

### **Remote Learning**

- The Remote Learning Request Form is on our website while we are in Red. Families can choose - now or any time - to move to 100% remote learning for their child. After filling out the form, the school will call to confirm your request.
- Please allow two school days for staff to prepare and get your child the materials they will need to begin remote learning. The school will communicate with you when remote learning will begin for your child.
- Families, please weigh this option carefully, as continuously moving back and forth between in-person and remote learning creates a major disruption in your child's learning experience.

- To access the request form:
  - K-12 Remote Learning Request- Click [HERE](#) for link
  - Early Childhood Remote Learning Request- Click [HERE](#) for link

## Kindergarten Registration

- Do you have a child that will start kindergarten next year? Lincoln Public Schools is now accepting kindergarten registrations for the 2021-2022 school year. The first deadline for families to register their child to guarantee they receive important school information is March 31, 2021. Parents of children turning five years of age before July 31, 2021 can go to [lps.org](https://lps.org) and click on the red "Enroll Your Student" button. [Here you will also find all the information necessary for registration](#), the required documents needed and answers to frequently asked questions. Parents who do not have access to the online registration, or wish to register their child in person, should contact their attendance area elementary school as soon as possible. Questions about kindergarten registration should also be directed to the child's attendance area school.



## Computing Services

### Safe Searching Tools

- The LPS Key Concepts in Digital Citizenship emphasize students' ability to **"Apply strategies for effective and efficient searches for information"** and **"Evaluate and select appropriate sources to answer questions."** LPS Educators work hard to help students understand not every search should be a "Google" search. Students have access to high quality digital content, from school or home, linked from our library web page. These resources include: eBooks, encyclopedias in multiple languages, databases of periodicals and reference resources, streaming media, and more!
- For more information, visit the library web page found on our school's website.

## Backpack Food Program:

- The Food Bank is currently operating Backpack and Food Market Programs in rural communities, but not in Lincoln. Daily mobile distributions have continued to be their main method for serving families in Lincoln and this will remain the path followed through the school year in May. The LPS Emergency Pantry will remain closed as well.
- Please visit <https://www.lincolnfoodbank.org/get-food/food-distribution-schedule/> to see their Food Distribution Schedule.